

THE CITY OF DUNDEE DISTRICT COUNCILTOWN AND COUNTRY PLANNING (SCOTLAND) ACT, 1972.
TOWN AND COUNTRY PLANNING (GENERAL DEVELOPMENT) (SCOTLAND)
ORDERS

To: Michael J. Knight, Esq.,
per Messrs. Gray, Robertson and Wilkie,
Solicitors,
27 Bank Street,
Dundee.

With reference to your application dated 25th May, 1984
for planning permission under the above-mentioned Act for the following development, viz:—

From offices to dental surgery

at 39 Murraygate, Dundee The City of Dundee District Council
in exercise of their powers under the Act hereby grant planning permission for the said development
in accordance with the particulars given in and with plans accompanying the application, subject
however to the following condition(s). (i) that detailed plans illustrating any proposed
alterations to the external appearance of the building, or its curtilage, shall be submitted
to and approved in writing by this Authority prior to the commencement of works, (ii)
that no advertisements for which planning permission is required shall be displayed on this
building without the prior written approval of this Authority.

The Council's reasons for imposing (this) (these) conditions are:—

in the interests of visual amenity and in order
not to prejudice future conservation proposals
for the area.


It should be understood that this permission does not carry with it any necessary con-
sent or approval to the proposed development under other statutory enactments.

DATED THIS	5th	DAY	July,	19 84.
Issued on	10th	Day	July,	1984


Michael Brown.
Director of Administration.

N.B.— Unless another period is stated above, this permission is deemed to have been granted sub-
ject to the condition that the development must be begun not later than the expiration of 5
years beginning with the date of this consent.

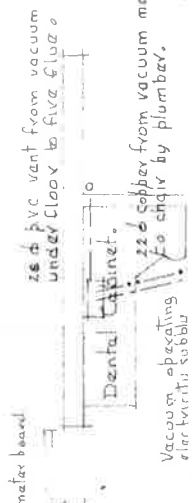
CITY CHAMBERS,
DUNDEE.




PART PLAN - WATER SERVICE



electrical supply from board to vacuum motor by electrical contractor.



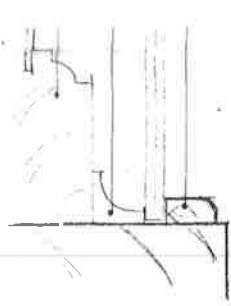
electrical supply from board to compressor by electrical contractor.



- 1) Dental cabinet - supplied by specialist by contractor with cabinet & electrical
- 2) Vacuum Motor - supplied by specialist

* Summary of Specialist Equipment

Approx. dimensions above existing door reception h new glass to be fixed into place with glazing in wall bet carried out from t painted to match ex approx. sizes:



1) Dimensions of Georgian Glazing
 box to waiting room = 315×805
 " " reception = 805×800
 hatch = 1815×800
 2) Positioned against existing cavetto beads
 the new v.p. beads all painted to match existing.
 3) Between reception and landing to be
 the landing side with new v.p. beads
 existing:-

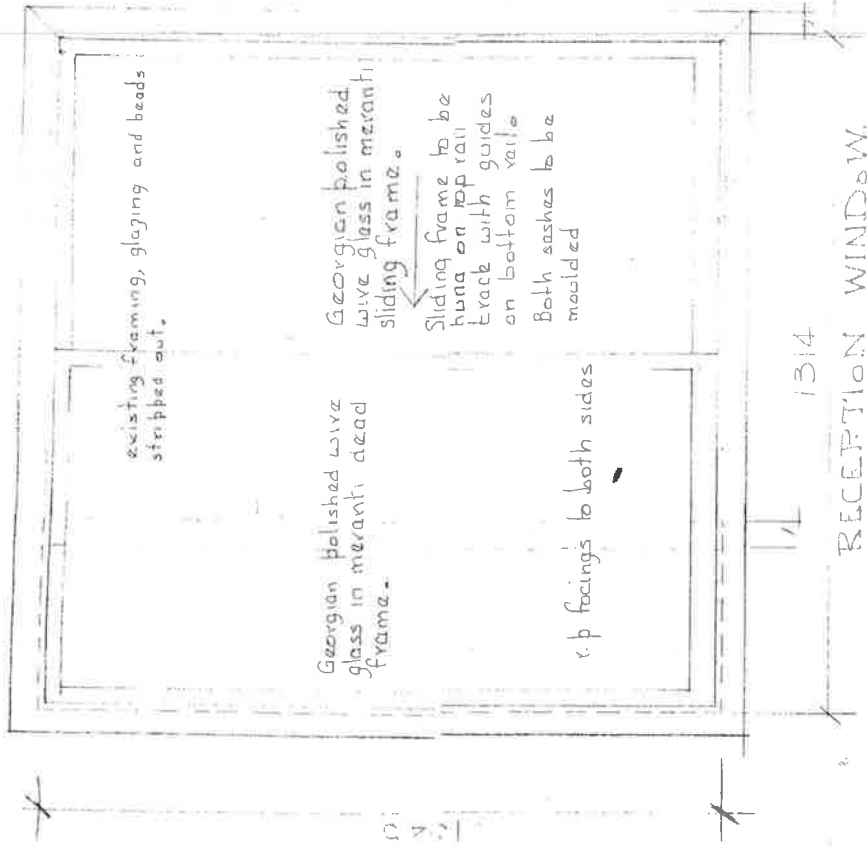
2 @ 1325×740
 2 @ 805×740

--- existing sash

--- existing cavetto

1 new wire glazing & beads.

ARRANGEMENT.

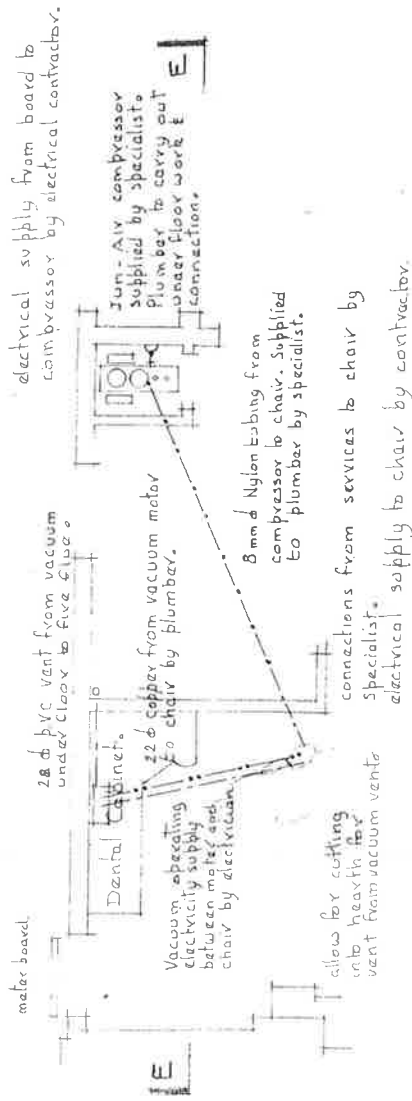


- Notes
- For arrangement of services at chair refer specialists drawing.
 - Pipe and service runs are diagramatic.
 - Extend existing meter board as required by electrical specification.
 - Allow provisional sum for boxing in meters etc. if instructed.
 - All work to be carried out to the satisfaction of the service authorities.

Equipment and Installation.

1) Specialist, installed and connected to water and drainage
 Electrical supply for Vacuum motor to be installed
 by contractor. Specialist to connect up
 meter

electrical supply from board to vacuum motor by electrical contractor.



PART PLAN - ADDITIONAL SERVICES TO CHAIR



SECTION - D-D.

Summary of Specialist E

- 1) Dental cabinet - supplied by spe by contractor with cabinet
- 2) Vacuum Motor - Supplied and connected by con
- 3) Dental chair - Supplied and installed by contractor
- 4) Jun-Air Compressor - supplied by contractor

PROPOSED CONVERSION OF OFFICE INTO DENTAL SURGERY ON
AT 39 MURRAYGATE, DUNDEE FOR MICHAEL J. KNIGHT.

Equipment and Installation.

alist, installed and connected to water and drainage
Electrical supply for Vacuum motor to be installed
by contractor. Specialist to connect up
nected up by specialist. Electrical supply & vent
actor.
led by specialist. All services below floor to chair
nd terminated as per Specialists drawing by contractor.
scialist along with g.m.d. tubing to chair,
stall tubing, specialist to connect up.

- b) Pipe and service runs are diagrammatic.
- c) Extend existing meter board as required by electrical specification.
- d) Allow provisional sum for boxing in meter etc. if instructed.
- e) All work to be carried out to the satisfaction of the service authorities.

AMENDMENTS		DATE
A	Imitation panel doors omitted. Reception hatch altered. General glazing notes added. Vent from vacuum motor to be taken to fire flue	17th Sept. 1984

FIRST FLOOR
B.D.S.

SERVICES & DETAILS

DATE: AUG. 1984
SCALE: 1:50 & 1:20
DRAWING: 02A